

Scaled data based on original data using
LM-79-08 Approved Method: Electrical and Photometric Measurements of Solid-
State Lighting Products

Test Report Prepared for
Cooper Lighting Solutions
(formerly Eaton)

Brand: McGRAW-EDISON

Report Number: P942043

Luminaire Tested: **GALN-SB5D-840-U-T1**

Issue Date: 1/21/2025

Test Information

Test Method: LM-79-08
Report Number: P942043
TEST IS SCALED FROM IESNA LM-79-08 TEST DATA (G2-2405-108-2)
Test Lab: INNOVATION CENTER
Issue Date: 1/21/2025
Manufacturer: COOPER LIGHTING SOLUTIONS (FORMERLY EATON)
Product Line: MCGRAW-EDISON
Catalog Number: GALN-SB5D-840-U-T1
Description: GALLEON AREA AND ROADWAY HIGH DENSITY LED LUMINAIRE
(5) 80 CRI, 4000K, 900mA LIGHTSQUARES WITH 26 LEDS EACH AND TYPE I OPTICS
Light Source: -
Ballast/Driver: -

Summary

Lumens per Lamp: N/A
Luminaire Lumens: 48641 lumens
Efficiency: N/A
Efficacy: 133.3 lumens/watt
Luminous Opening: Rectangular (W 1.5' x L: 1' x H: 0')
IES Classification: Type I - Short
BUG Rating: B5 - U0 - G5

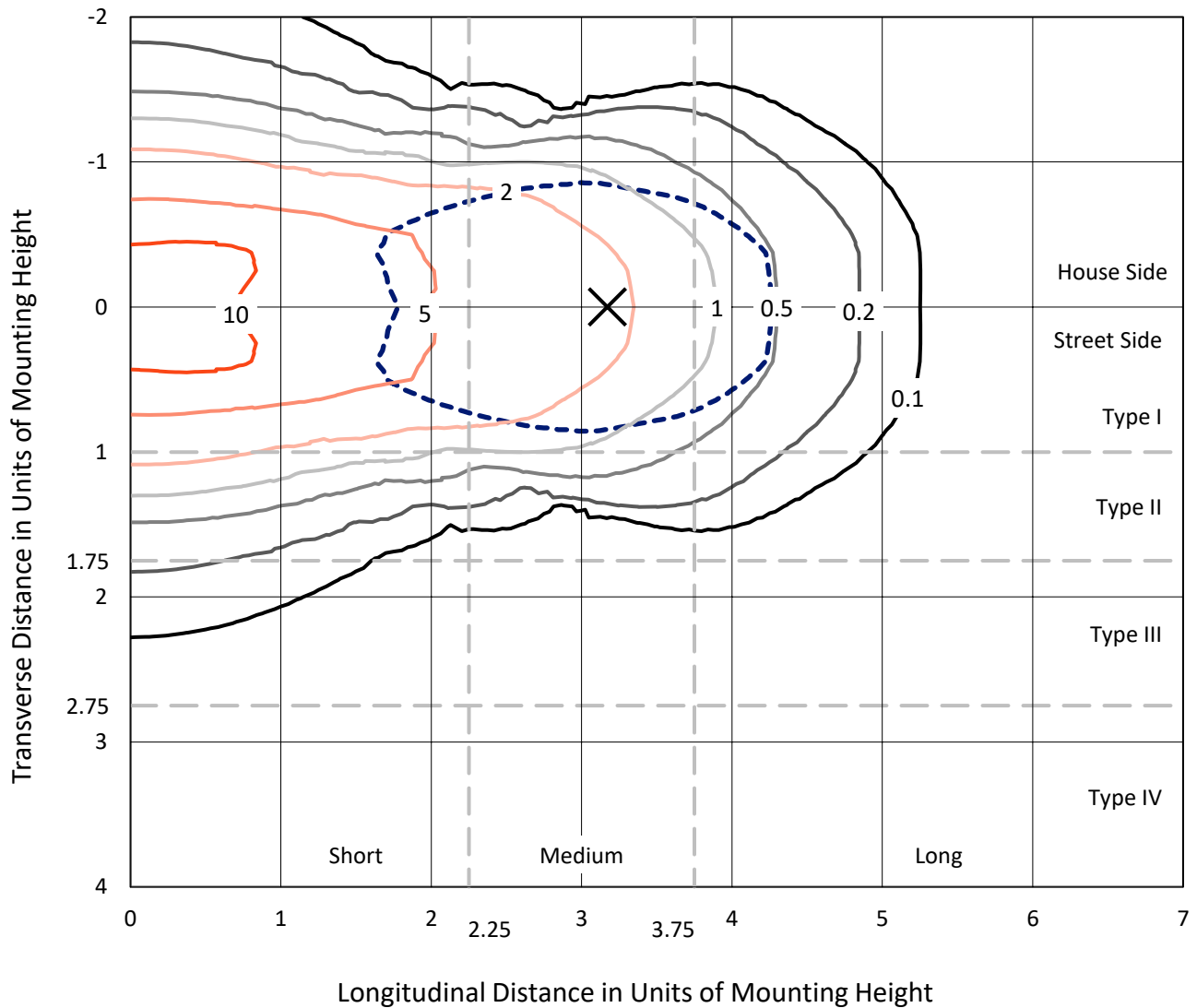
Input Watts (W): 364.9
Input Voltage (V): NR
Input Current (Ain): NR
Voltage Rise (V): NR
Power Factor: NR
Total Harmonic Distortion (THDi): NR
Frequency (hertz): 60
Stabilization Time: NR
Operation Time: NR
Ambient Temperature (°C): NR
Test Distance: 24 FT



REPORT NUMBER: P942043
 CATALOG NUMBER: GALN-SB5D-840-U-T1

Iso-Footcandle Lines of Horizontal Illumination

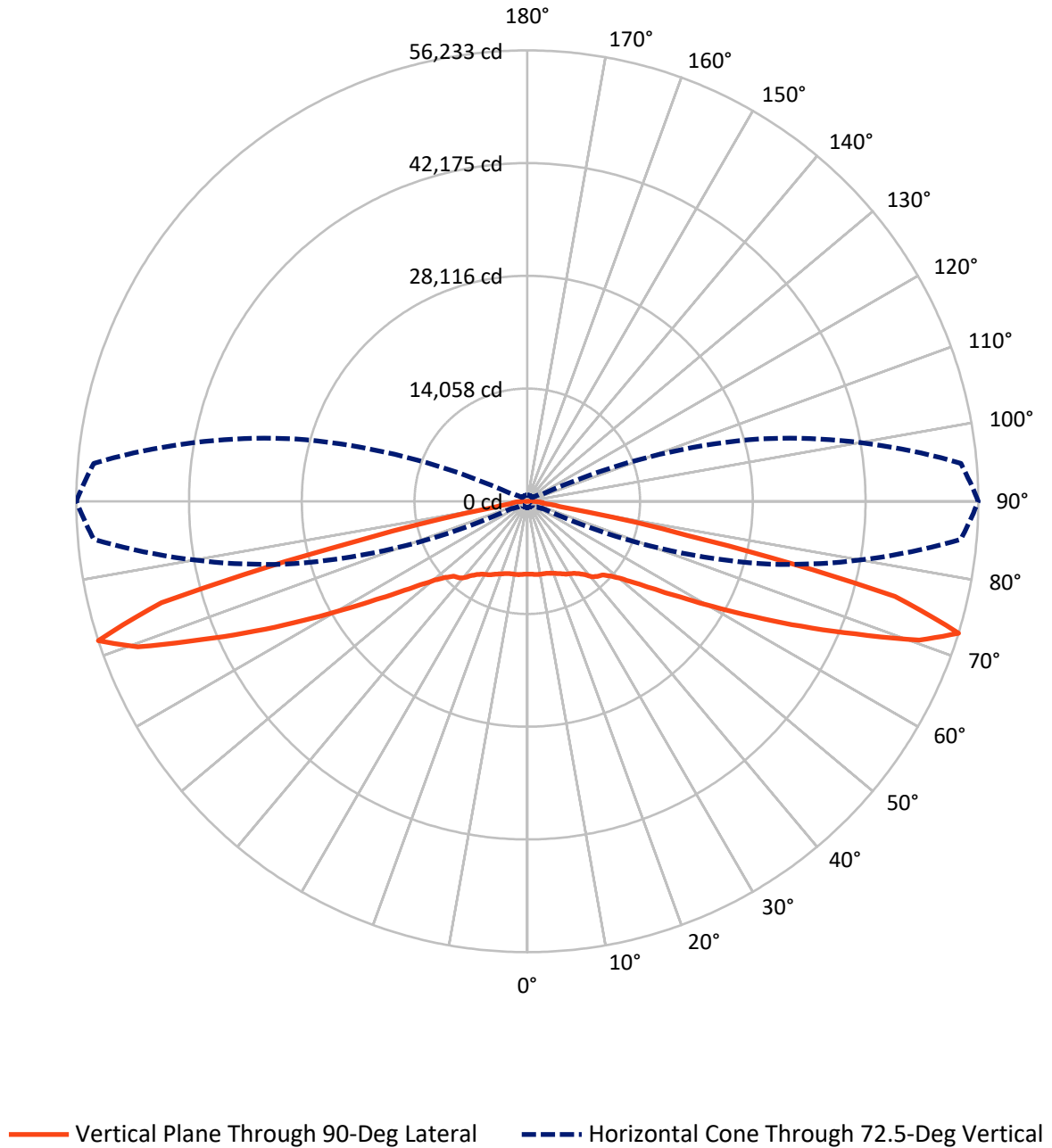
✕ Max cd
 - - - 1/2 Max cd



Based on 25 foot mounting height. Maximum calculated value = 14.5 fc
 Type I - Short - N/A

REPORT NUMBER: P942043
CATALOG NUMBER: GALN-SB5D-840-U-T1

Luminous Intensity Polar Plot



REPORT NUMBER: P942043

CATALOG NUMBER: GALN-SB5D-840-U-T1

FLUX DISTRIBUTION:

		Downward	Upward	Total
House Side	Lumens	24320.5	0.0	24320.5
	% Fixture	50.0	0.0	50.0
Street Side	Lumens	24320.5	0.0	24320.5
	% Fixture	50.0	0.0	50.0
Total	Lumens	48641.0	0.0	48641.0
	% Fixture	100.0	0.0	100.0

ZONAL LUMENS:

Zone	Lumens	% Fixture
0°-10°	881.3	1.8
10°-20°	2694.7	5.5
20°-30°	4493.1	9.2
30°-40°	6179.4	12.7
40°-50°	7546.7	15.5
50°-60°	8728.6	17.9
60°-70°	10407.4	21.4
70°-80°	7263.7	14.9
80°-90°	446.1	0.9
90°-100°	0.0	0.0
100°-110°	0.0	0.0
110°-120°	0.0	0.0
120°-130°	0.0	0.0
130°-140°	0.0	0.0
140°-150°	0.0	0.0
150°-160°	0.0	0.0
160°-170°	0.0	0.0
170°-180°	0.0	0.0
0°-90°	48641.0	100.0
0°-180°	48641.0	100.0

Coefficient of Utilization



REPORT NUMBER: P942043

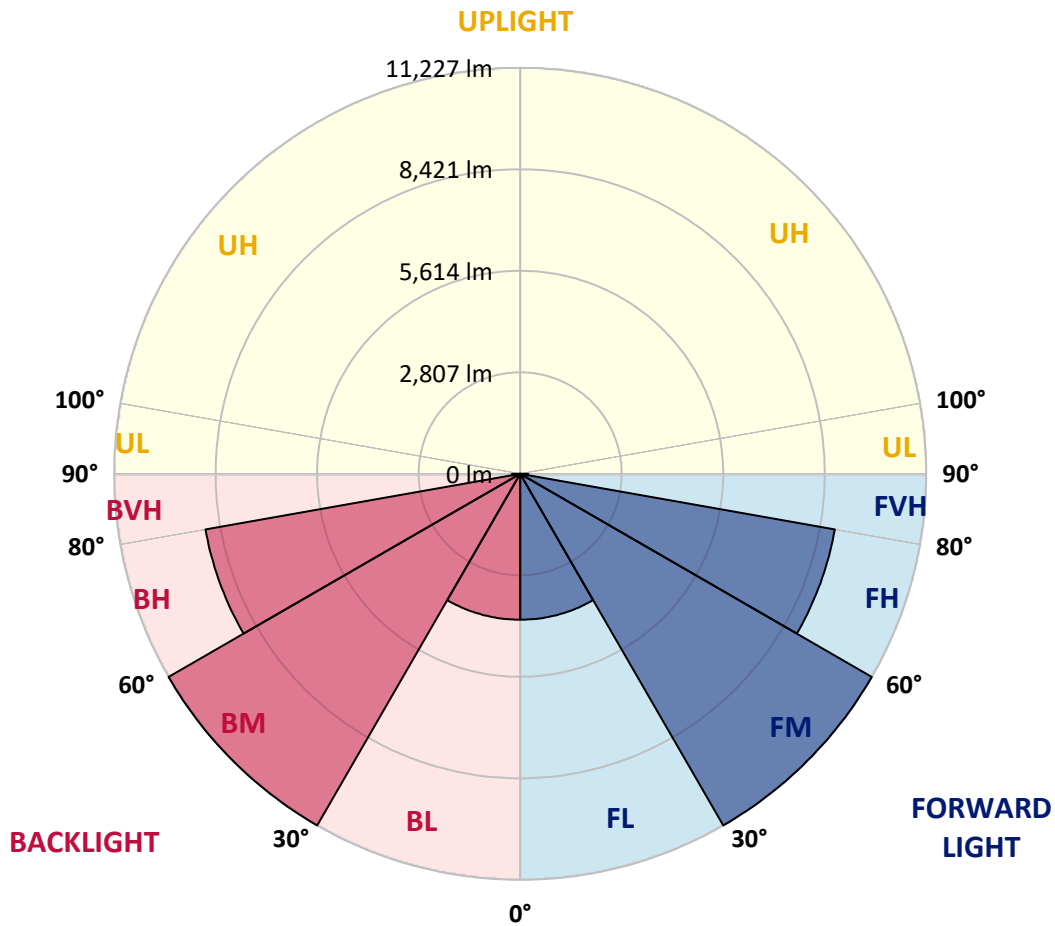
CATALOG NUMBER: GALN-SB5D-840-U-T1

LUMINAIRE CLASSIFICATION SYSTEM LUMEN TABLE AND BUG RATING:

Zone	Lumens	% Fixture	Zone Rating/Lumen Limit		
			B	U	G
FL (0°-30°)	4034.5	8.3			
FM (30°-60°)	11227.4	23.1			
FH (60°-80°)	8835.5	18.2			G4/12000
FVH (80°-90°)	223.1	0.5			G2/225
BL (0°-30°)	4034.5	8.3	B4/5000		
BM (30°-60°)	11227.4	23.1	B5		
BH (60°-80°)	8835.5	18.2	B5		G5
BVH (80°-90°)	223.1	0.5			G2/225
UL (90°-100°)	0.0	0.0		U0/0	
UH (100°-180°)	0.0	0.0		U0/0	

BUG Rating: B5-U0-G5

Type I Short



REPORT NUMBER: P942043

CATALOG NUMBER: GALN-SB5D-840-U-T1

CANDELA DISTRIBUTION (FULL):

	0°	5°	15°	25°	35°	45°	55°	65°	75°	85°
0°	9089.1	9089.1	9089.1	9089.1	9089.1	9089.1	9089.1	9089.1	9089.1	9089.1
2.5°	9096.8	9107.2	9107.2	9099.4	9117.5	9102.0	9102.0	9094.3	9102.0	9094.3
5°	9143.4	9156.3	9161.5	9158.9	9182.1	9169.2	9169.2	9158.9	9161.5	9153.7
7.5°	9231.3	9249.4	9259.7	9272.6	9306.2	9290.7	9280.4	9249.4	9236.4	9215.8
10°	9259.7	9280.4	9314.0	9381.2	9458.7	9461.3	9430.3	9352.8	9293.3	9246.8
12.5°	9171.8	9200.2	9270.0	9407.0	9580.2	9650.0	9600.9	9471.7	9355.3	9272.6
15°	9060.6	9091.7	9197.7	9404.5	9660.4	9823.2	9818.1	9647.5	9461.3	9332.1
17.5°	8887.4	8918.5	9071.0	9360.5	9722.4	9991.3	10063.7	9887.9	9626.8	9453.6
20°	8574.7	8603.1	8815.1	9220.9	9743.1	10169.6	10358.4	10203.2	9877.5	9642.3
22.5°	8168.8	8212.7	8460.9	8980.5	9694.0	10355.8	10694.4	10588.4	10169.6	9843.9
25°	7734.5	7781.0	8070.6	8685.8	9567.3	10490.2	11092.5	11025.3	10500.5	10094.7
27.5°	7359.7	7408.8	7724.2	8393.7	9370.9	10541.9	11485.4	11519.0	10901.2	10371.3
30°	7065.0	7111.5	7447.6	8158.5	9117.5	10490.2	11829.3	12061.9	11309.7	10611.7
32.5°	6741.8	6801.3	7155.5	7871.5	8817.7	10366.1	12129.1	12648.7	11782.7	10870.2
35°	6333.4	6387.7	6759.9	7478.6	8424.7	10167.1	12379.9	13300.2	12460.0	11263.1
37.5°	5837.1	5888.8	6258.4	6987.4	8034.4	9887.9	12571.2	14034.3	13266.5	11829.3
40°	5338.2	5387.3	5733.7	6439.4	7566.5	9531.1	12638.4	14753.0	14192.0	12607.4
42.5°	4880.6	4924.5	5242.5	5899.1	7041.7	9076.2	12550.5	15378.5	15021.8	13150.2
45°	4459.2	4498.0	4779.8	5392.4	6496.3	8523.0	12286.8	16050.7	16009.3	13538.0
47.5°	3978.4	4017.2	4309.3	4901.3	5950.8	7874.1	11839.6	16712.4	17382.0	14416.9
50°	3391.6	3425.2	3725.1	4335.2	5384.7	7183.9	11219.2	17232.0	19114.0	15748.2
52.5°	2696.2	2732.4	3024.5	3634.6	4712.6	6442.0	10402.3	17570.7	21114.8	17692.2
55°	2006.0	2031.9	2285.2	2833.2	3880.2	5596.7	9378.6	17666.3	23384.5	20349.6
57.5°	1455.4	1470.9	1633.8	2042.2	2941.8	4539.4	8135.2	17418.2	26085.9	23756.7
60°	1178.8	1184.0	1233.1	1414.0	2044.8	3345.1	6633.3	16565.1	29017.3	28148.8
62.5°	1070.2	1070.2	1083.1	1132.3	1383.0	2207.6	4816.0	14796.9	32160.8	33698.9
65°	995.2	995.2	1000.4	1023.7	1090.9	1406.3	3040.0	11917.1	34810.5	40200.3
67.5°	928.0	930.6	928.0	935.8	974.6	1039.2	1763.0	8230.8	36237.4	46937.0
70°	858.2	863.4	850.5	850.5	881.5	884.1	1103.8	4513.5	35053.5	52582.8
72.5°	775.5	783.3	762.6	757.4	780.7	770.3	829.8	2166.3	30095.3	54268.2
75°	703.1	713.5	666.9	654.0	654.0	646.3	674.7	1111.6	19532.7	44269.2
77.5°	638.5	659.2	584.2	542.9	532.5	509.3	550.6	679.9	8543.6	20783.9
80°	527.4	555.8	480.8	431.7	413.6	387.8	434.3	475.7	2541.1	4826.3
82.5°	392.9	405.9	341.2	307.6	292.1	274.0	325.7	330.9	827.2	1708.7
85°	250.8	255.9	209.4	181.0	173.2	165.4	206.8	181.0	315.4	1256.3
87.5°	87.9	100.8	80.1	72.4	77.6	64.6	95.6	54.3	87.9	886.7
90°	0.0	0.0	0.0	0.0	0.0	0.0	0.0	0.0	0.0	0.0

(END C

90°

9089.1
9094.3
9153.7
9215.8
9239.0
9259.7
9311.4
9425.1
9598.3
9784.5
10012.0
10283.4
10485.0
10709.9
11084.8
11591.4
12354.0
12824.5
13098.5
13910.2
15112.3
16908.9
19369.9
22523.7
26595.1
31617.9
37568.7
44096.0
51835.7
56232.9
47350.6
20352.2
4622.1
1931.0
1825.1
1098.7
0.0

OF REPORT)